

G2E Asia Online Expo & Conference

# Visitor Guide

Event Date: May 25, 2021

Hosted by: global gaming expo  
**G2E ASIA**  
亞洲國際娛樂展

# G2E Asia Online Expo & Conference

Welcome to **G2E Asia Online Expo & Conference**. This visitor guide is to facilitate your visit to G2E Asia Online Expo & Conference. This will lead you step-by-step to enhance your visit experience.

- First, be sure you've already registered the event.
- Not yet? [Register now](#)
- After registered, you'll have a visitor account to log-in the website.
- You can access to main functions by quick links.


The screenshot shows the website interface for the G2E Asia 2021 Online Expo & Conference. On the left is a blue sidebar with navigation icons: a plus sign for 'Explore', a handshake for 'Meet', and a calendar for 'Schedule'. The main content area features a banner with the event title in English and Chinese, the dates 'May 25, 2021 | 2021年5月25日', and a cityscape background. Below the banner, the event title is repeated, followed by the dates and location (Virtual Event). A descriptive paragraph in English and Chinese explains the platform's role in connecting the Asian Gaming industry. Below this is a row of six colored buttons: 'Show Information' (blue), 'Exhibitor List' (teal), 'Featured Product' (green), 'Conference Program' (dark blue), 'Exhibitor Presentation Schedule' (light blue), and 'G2E Asia Event Website' (green). Each button has its English and Chinese labels. A red box highlights the first five buttons. At the top right of the main content area, there are chat and smiley face icons.

Show Information 展會信息	Exhibitor List 展商列表	Featured Product 亮點產品	Conference Program 研討會議程	Exhibitor Presentation Schedule 展商展示議程	G2E Asia Event Website 亞洲國際娛樂展官網
--------------------------	------------------------	--------------------------	-----------------------------	---	-------------------------------------

## Set Up Your Own Profile

Click on [ME] button to access your own page.

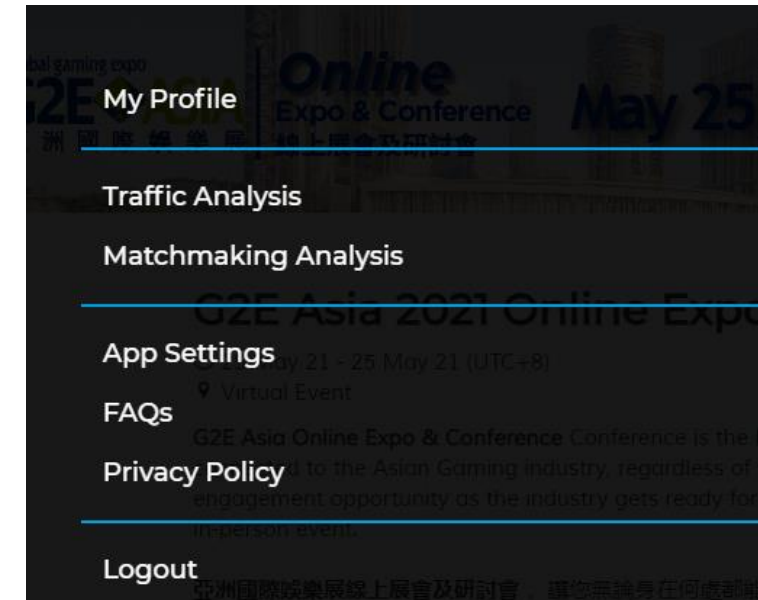
- **My Profile:** To update your profile image, name, job title, company to help others connect to you easier.
- **Traffic Analysis:** To know how others interested on your business information.
- **Matchmaking Analysis:** Show clearly your meeting status.
- **APP Setting:** You can change notification frequency here.
- **FAQs:** Feel free to find answers frequently asked questions here.



### G2E Asia 2021 Online Expo & Conference

📅 25 May 21 - 25 May 21 (UTC+8)  
📍 Virtual Event

G2E Asia Online Expo & Conference will be held on May 25, 2021 for Asian gaming industry professionals to explore exciting new innovations that represent a new era of gaming and entertainment.



# G2E Asia Online Expo & Conference


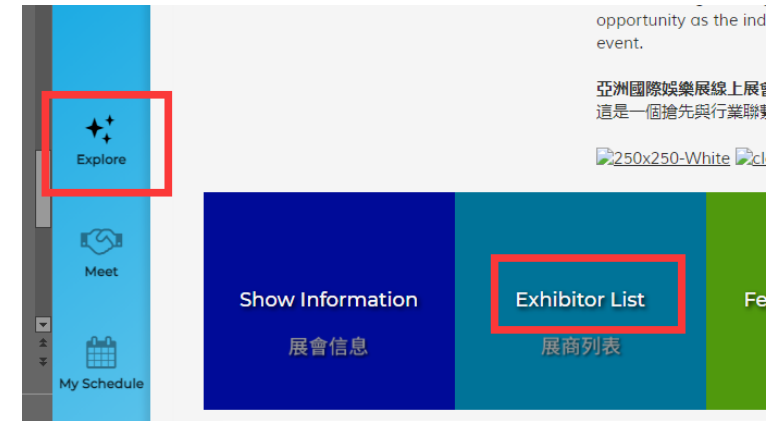
## Visit Exhibition

### How to Visit Exhibitors?

Click on **[Explore]** back to homepage, click **Exhibitor List**. You can find exhibitor by company name or products.

Click on exhibitor's booth to discover their products and services. Live, video, pictures will be displayed on each booth.

- ✓ Bookmark the booth
- ✓ Watch live / or Video
- ✓ Find their contact person
- ✓ Set matchmaking meeting





# G2E Asia Online Expo & Conference

## Attend Conference

### How to Attend Conference?

Click on **[Agenda]** or **[Conference Program]**,  
You can find G2E Asia Online Conference  
agenda

- ✓ Select the session you want to bookmark
- ✓ Click the **[Favorite]** button

Click on the **[Video]** button to access the  
live conference session

global gaming expo  
**G2E ASIA** Online Expo & Conference  
亞洲國際娛樂展 線上展會及研討會  
May 25, 2021 | 2021年5月25日

### G2E Asia 2021 Online Expo & Conference

📅 25 May 21 - 25 May 21 (UTC+8)  
📍 Virtual Event

G2E Asia Online Expo & Conference is the leading platform that keeps you connected to the Asian Gaming industry, regardless of where you are. This will serve as an engagement opportunity as the industry gets ready for an exciting return to Macau with the in-person event.

亞洲國際娛樂展線上展會及研討會，讓您無論身在何處都能與亞洲娛樂及博彩行業保持緊密聯繫，這是一個補充與行業聯繫及交流的絕佳機會。

Show Information 展會信息  
Exhibitor List 展商列表  
Featured Product 亮點產品  
Conference Program 研討會議程

Agenda

Search sessions by title or any keywords

Tracks Speakers

Tue, 25 May 21

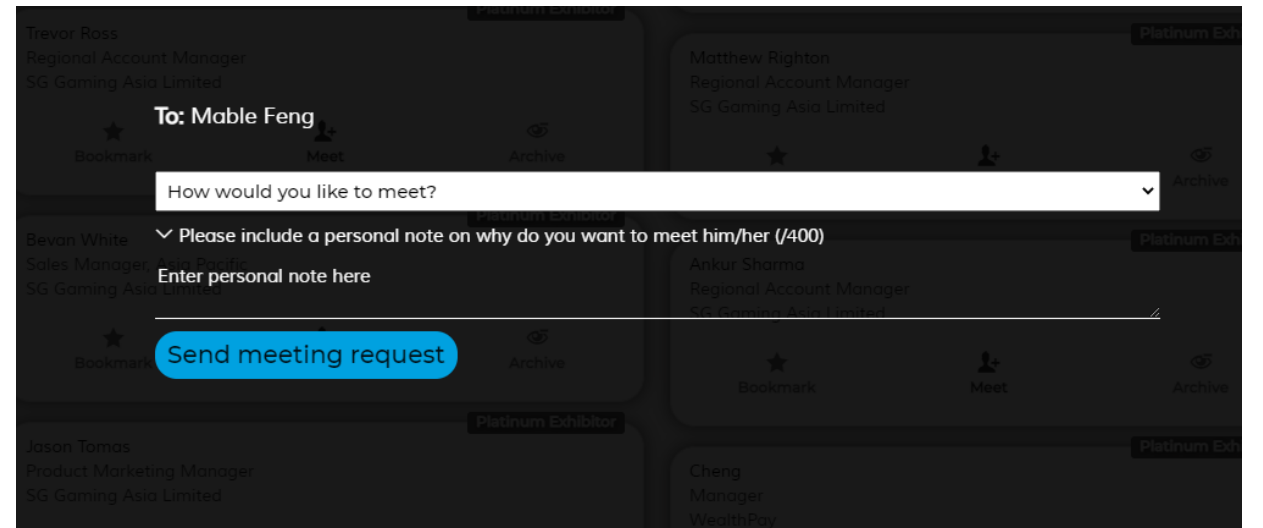
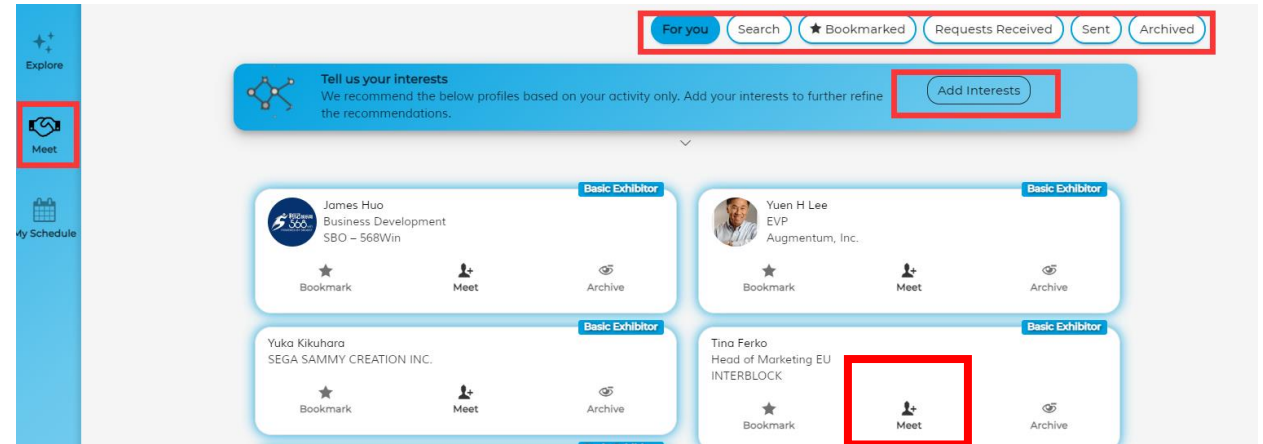
10:30  
Virtual Event  
Building Smart IRs by the convergence of AI (Artificial Intelligence...)  
Each integrated resort is practically a miniature city, with many events and operations being simultaneously managed. The challenges facing integrated resorts in the times of the pandemic are...

11:15  
Virtual Event  
Protect your game - Close your security gaps and protect 100% ...  
The Gaming & Gambling industry has been the target of increasingly sophisticated cyber attacks in recent years, ranging from auto-carrying out credential stuffing and intellectual property...

## Matchmaking

### How to Arrange Matchmaking?

- Go to Meet, [Add Interests] to load the best recommended profiles to meet, customized just for you!
- Your starred exhibitor can be found.
- Click on [Meet] to send meeting request.
- The meeting invitation you sent will be displayed on the [Sent] tab. If you need to edit the message that has been *sent or cancel* the meeting invitation, you can select [Request Sent] to modify it.
- If you want to check whether you have received a meeting invitation, you can toggle the "Requests Received".



## How to Arrange Matchmaking?

- Go to **"My Schedule"**: Confirm your schedule for the day of the event so that meetings will not be scheduled during your unavailable slots.
- The confirmed meeting information will be displayed on the **"My Schedule"** page. If necessary, you can reschedule or cancel the meeting on the same page.
- To join the video call, click on the **[Camera]** icon next to the scheduled meeting after which click on **[Join Now]** to enter the video meeting.

Time availability

Time Zone [Edit](#) Notification [Edit](#) Sync Calendar [Edit](#)

Your current time zone setting: Shanghai (UTC+8) To receive free notification 10mins before each meeting, please add your preferred channel. Choose your preferred calendar to start syncing your schedule to it.

Cancel out the timings that you are unavailable for meetings below and click 'CONFIRM'. Respondents to your requests will then be able to pick a mutual meeting time based on your availability. Each meeting lasts 20 minutes.

CONFIRMED

Tuesday, 25 May 2021 (Shanghai (UTC+8))

Virtual ✓ 10:00	Virtual ✓ 10:20	Virtual ✓ 10:40	Virtual ✓ 11:00
Virtual ✓ 11:20	Virtual ✓ 11:40	Virtual ✓ 12:00	Virtual ✓ 12:20
Virtual ✗ 12:40	Virtual ✗ 13:00	Virtual ✗ 13:20	Virtual ✗ 13:40
Virtual ✓ 14:00	Virtual ✓ 14:20	Virtual ✓ 14:40	Virtual ✓ 15:00
Virtual ✓ 15:20	Virtual ✓ 15:40	Virtual ✓ 16:00	Virtual ✓ 16:20
Virtual ✓ 16:40	Virtual ✓ 17:00	Virtual ✓ 17:20	Virtual ✓ 17:40

Time availability

Thu, 20 Aug 20

Time Zone [Edit](#) Notification [Edit](#) Sync Calendar [Edit](#)

Please indicate your preferred time zone to personalise only date/time-related features on this platform. To receive free notification 15mins before each meeting, please add your preferred channel. Choose your preferred calendar to start syncing your schedule to it.

14:30 **47** Exhibitors (3/male)

Daryl Zeng  
BD Director  
Jublia

15:30 **47**

Ryan Tan  
BD Director  
Jublia

JUBLIA VIRTUAL EXPO

Meeting started

English

Sherly Septiani

Join now

Is your browser supported? [Click Here](#)

## How to Arrange Matchmaking?

In [Messages], you can communicate with the other party you have successfully arranged a meeting with!

### Chat Features:

- Sending images / documents
- Virtual Contact Card
- Manage Meeting Details
- Instant Video Call

The screenshot displays the G2E Asia Online Expo & Conference interface. On the left, a yellow sidebar contains three icons: 'Explore' (a plus sign), 'Meet' (a handshake), and 'My Schedule' (a calendar). The main content area is white and features a yellow header with 'Thu, 20 Aug 20' and 'Time availability'. Below the header, there are three yellow boxes with 'Edit' buttons: 'Time Zone', 'Notification', and 'Sync Calendar'. The 'Time Zone' box contains the text: 'Please indicate your preferred time zone to personalise any date/time-related features on this platform.' The 'Notification' box contains: 'To receive free notification 15mins before each meeting, please add your preferred channel.' The 'Sync Calendar' box contains: 'Choose your preferred calendar to start syncing your schedule to it.' Below these boxes, there are two meeting cards. The first card is for '14:30 A7' and lists 'Daryl Zeng, BD Director, Jublia'. The second card is for '15:30' and lists 'Ryan Tan, BD Director, Jublia'. Both cards have a 'Bookmark' icon (star), a 'Reschedule' icon (handshake), and a 'Cancel' icon (person with X). A 'FAQs' button is located in the bottom right corner.



# G2E Asia Online Expo & Conference

## FAQs

Don't forget you can always go to FAQs on the page to find help.

The screenshot shows the G2E Asia 2021 Online Expo & Conference website. At the top right, there are icons for chat and a smiley face. The main heading is "G2E Asia 2021 Online Expo & Conference" with the dates "25 May 21 - 25 May 21 (UTC+8)" and "Virtual Event". Below this, there is a paragraph in English and a paragraph in Chinese. A horizontal menu contains six items: "Show Information" (展會信息), "Exhibitor List" (展商列表), "Featured Product" (亮點產品), "Conference Program" (研討會議程), "Exhibitor Presentation Schedule" (展商展示議程), and "G2E Asia Event Website" (亞洲國際娛樂展官網). Below the menu is a "Prospects for you" section with five exhibitor cards, each labeled "Basic Exhibitor". The exhibitors are: James Huo (Business Development, SBO - 568Win), Yuen H Lee (EVP, Augmentum, Inc.), Yuka Kikuhara (SEGA SAMMY CREATION INC.), Tina Ferko (Head of Marketing EU, INTERBLOCK), and Lia (Marketing man, Genlot Game Te). A red box highlights the "FAQs" button in the bottom right corner.

We wish you a successful and fruitful time at G2E Asia Online Expo & Conference 2021

For any question, feel free to contact Sabrina Hu  
E : [sabrina.hu@reedexpo.com.cn](mailto:sabrina.hu@reedexpo.com.cn), T: +86 755 2383 4527